



# RACKING SYSTEMS

250 Maple Ave  
Bird-In-Hand, PA 17505  
717-397-4079 ext. 106

## STAND-ALONE INSTALLATION



1  
Secure the upright to the base using 4 nuts and 4 bolts. Repeat for multiple uprights if applicable.




2  
Install two crossbraces using 6 bolts and nuts (6 per cross brace) to connect uprights. Adjust to the preferred upright centers. Repeat for multiple uprights if applicable.



3  
Attach arms by sliding the hook into the desired spaces on the upright to securely lock arms in place.

## OPTIONAL



A  
Insert arm stops to keep items from rolling off the shelf.



B  
Install shelving using pre-drilled holes for plywood or CMS aluminium shelves.



# RACKING SYSTEMS

## STANDALONE



## WALL-MOUNT INSTALLATION



1  
Determine first upright position. Then measure subsequent centers and mark



2  
Mark and screw in.

**IMPORTANT:** Be sure to fasten to a solid wall structure. Weight limits vary depending on wall construction.



3  
Attach arms by sliding the hook into the desired spaces on the upright to securely lock arms in place.



- 12 in, 18 in, or 24 in ARMS, 6" ADJUSTMENT
- 200 LBS/ARM
- 1000 LBS/UPRIGHT (STAND-ALONE UNIT)
- POWDERCOATED STEEL



## VERSATILE STORAGE

Great for versatile garage storage! Use your own plywood for sturdy, economic shelving or CMS aluminum shelves.

Adjustable crossbraces allow for **32", 36", 40", 48", 52", 56", 60"** centers.



## CONFIGURATIONS

The customization of CMS Racking allows configurations including **back-to-back racking.**

Closer spacing between uprights accommodates more weight.



## MIXED-USE

Excellent for mixed use warehousing or retail displays for both cantilever storage and shelving!

**CMS aluminum shelves** are best for **32" or 48"** centers, available in **4' or 8' length.**



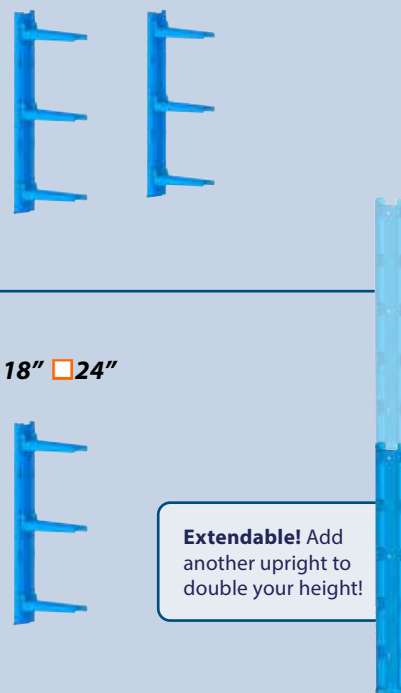





## STAND ALONE 8'

## STAND ALONE 6'

## WALL MOUNT 30"

- Upright Max 1000 lbs
- Arm max 200 lbs each
- 32" - 60" adjustment every 4"

- Upright Max depends on wall construction and installation
- Arm max 200 lbs each

	STAND ALONE 8'	STAND ALONE 6'	WALL MOUNT 30"
<b>STARTER KIT</b>	<ul style="list-style-type: none"> <li>- 2 uprights</li> <li>- 10 ct arms □ 12" □ 18" □ 24"</li> <li>- 2 adjustable cross braces</li> <li>- Fasteners</li> </ul> 	<ul style="list-style-type: none"> <li>- 2 uprights</li> <li>- 6 ct arms □ 12" □ 18" □ 24"</li> <li>- Fasteners</li> </ul> 	<ul style="list-style-type: none"> <li>- 2 uprights</li> <li>- 6 ct arms □ 12" □ 18" □ 24"</li> <li>- Fasteners</li> </ul> 
<b>ADD-ON KIT</b>	<ul style="list-style-type: none"> <li>- 1 upright + 1 base</li> <li>- 5 ct arms □ 12" □ 18" □ 24"</li> <li>- 2 adjustable cross braces</li> <li>- Fasteners</li> </ul> 	<ul style="list-style-type: none"> <li>- 1 upright</li> <li>- 3 ct arms □ 12" □ 18" □ 24"</li> <li>- Fasteners</li> </ul> 	<ul style="list-style-type: none"> <li>- 1 upright</li> <li>- 3 ct arms □ 12" □ 18" □ 24"</li> <li>- Fasteners</li> </ul> 
<b>UPRIGHT ONLY KIT</b>	<ul style="list-style-type: none"> <li>- 1 upright + 1 base</li> <li>- 5 ct arms □ 12" □ 18" □ 24"</li> <li>- Fasteners</li> </ul> 		

**Extendable!** Add another upright to double your height!

**2801-94**  
8' Upright  
94" x 5 1/4" x 2 1/2"

**2801-70**  
6' Upright  
70" x 5 1/4" x 2 1/2"

**2801-30**  
30" Wall-Mount Upright  
30 3/8" x 3 1/4" x 1 3/8"

**2804-12**  
12" Arm  
13" x 2 1/2" x 2 1/2"

**2804-18**  
18" Arm  
19" x 2 1/2" x 2 3/4"

**2804-24**  
24" Arm  
25" x 2 1/2" x 3"


**2802-24**  
Base  
26" x 5 1/2" x 4 3/4"

**2803 - A**  
Cross Brace A  
30 3/8" x 5 3/4" x 7/8"

**2803 - B**  
Cross Brace B  
28 3/8" x 5 1/2" x 7/8"

**2805-STOP**  
Arm Stop  
1" x 5" x 3/4"

**Base fasteners included with stand alone kits**



4' Aluminum Shelves  
Starter Shelf

**2805-12x48**  
12" x 48" x 4"

**2805-18x48**  
18" x 48" x 4"

**2805-24x48**  
24" x 48" x 4"

8' Aluminum Shelves  
Recommended use on 32" or 48" centers

**2805-12x96**  
12" x 96" x 4"

**2805-18x96**  
18" x 96" x 4"

**2805-24x96**  
24" x 96" x 4"